



Data was collected from over 800 community colleges and four-year universities during July-October 2012.

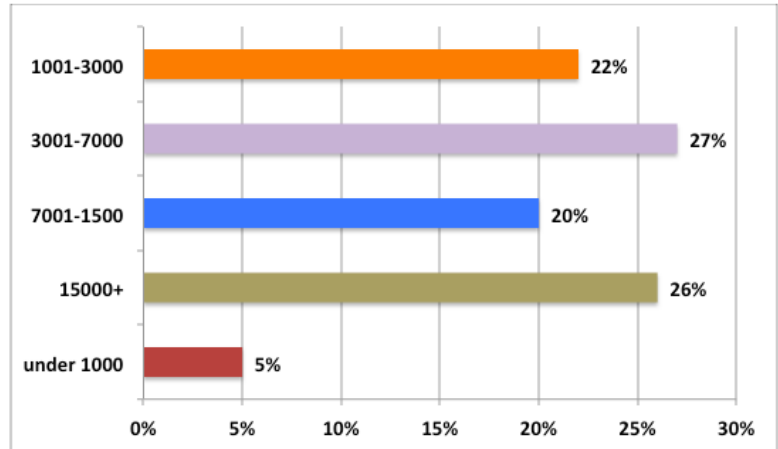
**Survey Respondent Demographics**

4-year schools/traditional	76%
2-year schools/community	24%
Non-residential	75%
Residential	25%
Public	65%
Private	35%

**Does your school have...**

BIT/TAT/SOC team	92%
Counseling (mental health)	89%
Counseling (non MH)	7%

**School Size**



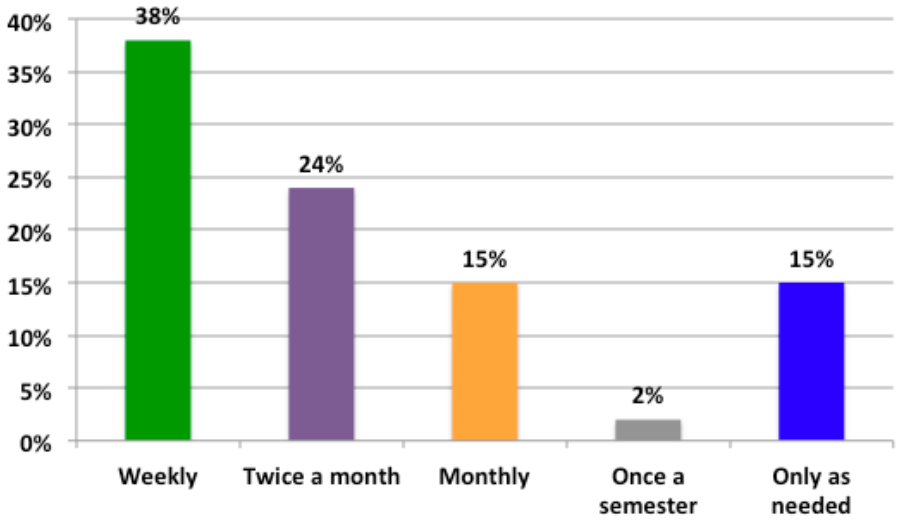
**Team Leadership**

Dean of Students	44%	Counseling	7%
VPSA	22%	Academic	4%
Student Conduct	9%	Police/Safety	3%

**Team Membership**

Counseling	87%
Police/Campus Safety	82%
Dean of Students	72%
Housing and Residential Life	63%
Academic Affairs	49%
Health Services	42%
VP Student Affairs	41%
Legal Counsel	22%
Student Activities	22%
Faculty	27%
Human Resources	19%
Case Manager	18%
Athletics	13%
Admissions	9%
Greek Life	5%
Student Representative	2%

**Meeting Frequency**



**BIT/TAT/Student of Concern Team**

Teams with websites	34%	Schools with a case manager	42%
Teams that monitor faculty/staff behavior	30%	....case manager dedicated to team	18%
Teams that keep centralized records	74%	....case manager in counseling	13%
....each team member keeps own records	10%	....case manager in student conduct	11%

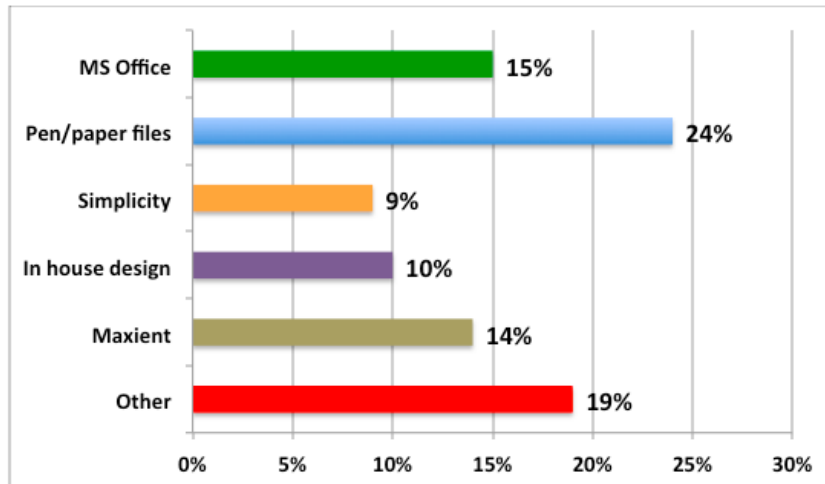
### How long has your team been around?

Just created	6%
1-2 years	17%
3-4 years	31%
5-10 years	28%
10+ years	7%

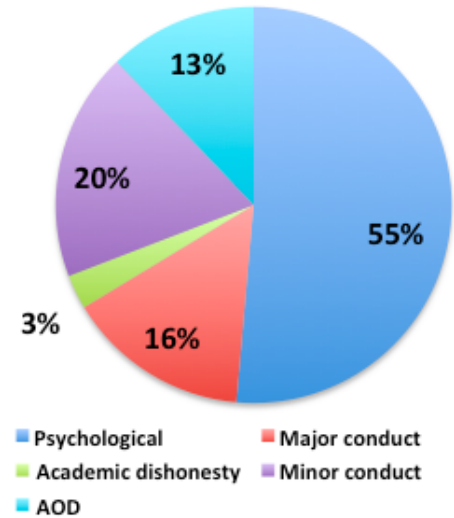
### How often does your BIT meet?

At least weekly	38%
Twice a month	24%
Monthly	15%
Only as needed	15%
Once a semester	2%

### If your team keeps records, what method do you use?



### Caseload



### How does your team seek referrals?

Phone call	82%	Online report	70%	Direct report to team member	70%
Central office contact	34%	Anonymous	45%		

### Internal BIT Training

Webinars	54%
Books and Journals	33%
Other conferences	30%
Tabletop exercises	27%
No training yet	20%
NaBITA conference	16%
Misc consultants	14%
NCHERM consultants	11%

### BIT websites contain:

Contact phone	72%
Contact email	71%
Mission statement	67%
List of behaviors to report	58%
Team membership list	54%
Online report form	54%
FAQ about team	30%
Faculty classroom guide	23%
Team policies	17%
Risk Rubric	11%

### How BITs Advertise

Train staff and faculty	76%
Website	53%
Handouts and flyers	31%
We don't advertise	13%
School paper	7%

### Measurement of Risk

Subjective method	67%
Objective method	33%

### Objective Methods:

NaBITA/CUBIT Tool	55%
In-house tool	26%
Miscellaneous*	14%
Counseling tool	5%

\*Includes: MOSAIC, ATAP, Simplicity, Factor One, Deisinger's Handbook on Campus Violence, WAVR-21, FBI/secret service school violence report

### As part of the survey, some teams shared sample websites:

UC Santa Barbra: [www.tmt.ucsb.edu](http://www.tmt.ucsb.edu)  
 SUNY Brockport: [www.brockport.edu/sbct/](http://www.brockport.edu/sbct/)  
 Berkeley: <http://campuslife.berkeley.edu/dean/berkeleycares/committee>  
 University of Mississippi: <http://olemiss.edu/orgs/sit/>  
 Webster University: <http://www2.webster.edu/bit/index.shtml>  
 Texas State Technical College: [www.tstc.edu/westtexasstudents/bit](http://www.tstc.edu/westtexasstudents/bit)